

INRIFY.COM, INC.

MAR (FEB COMPARED) VISITORS REPORT, 2024

DOWNLOADABLE #1



A MESS- -AGE FROM THE FOUN- -DER



Monthly / Annual reports are widely used by companies for documenting projects, cash flow and finances, employee performance, marketing strategies, social media strategies, and a lot more.

Reports provide detailed descriptions of a company's progress whether it's just for a particular month or the entire year.

Aside from texts, reports are best filled with charts, graphs and tables to present accompanying numerical data in a clear and easy-to-read manner. Create stunning reports by identifying the pertinent information you want to share with your colleagues. Begin your presentation with a cover page that briefly introduces what the report is all about.

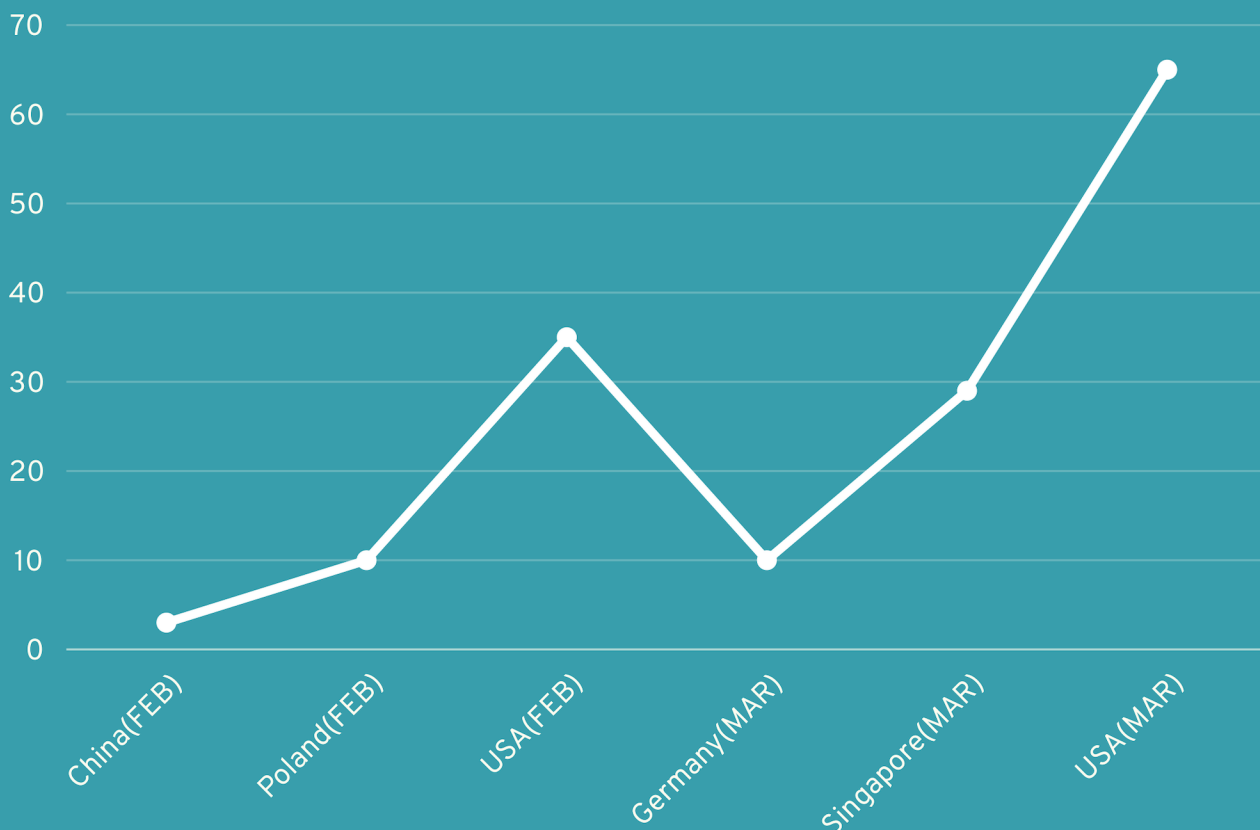
ISHMAN SINGH

FOUNDER

SECURITY FIREWALL MITIGATED EVENTS DURING MARCH COMPARED TO FEB

INRIFY.COM, INC.

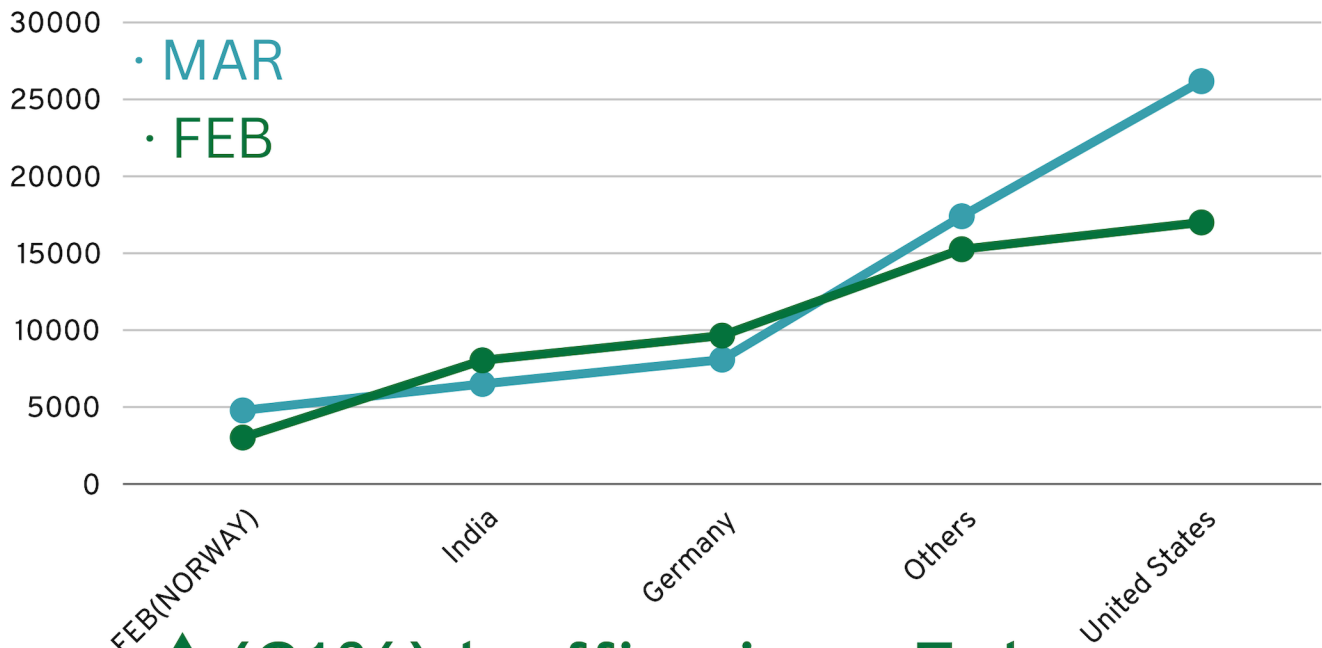
2024



THE NUMBER OF SECURITY FIREWALL MITIGATED EVENTS IN MARCH DECREASED COMPARED TO FEBRUARY FOR ALL THE COUNTRIES LISTED.

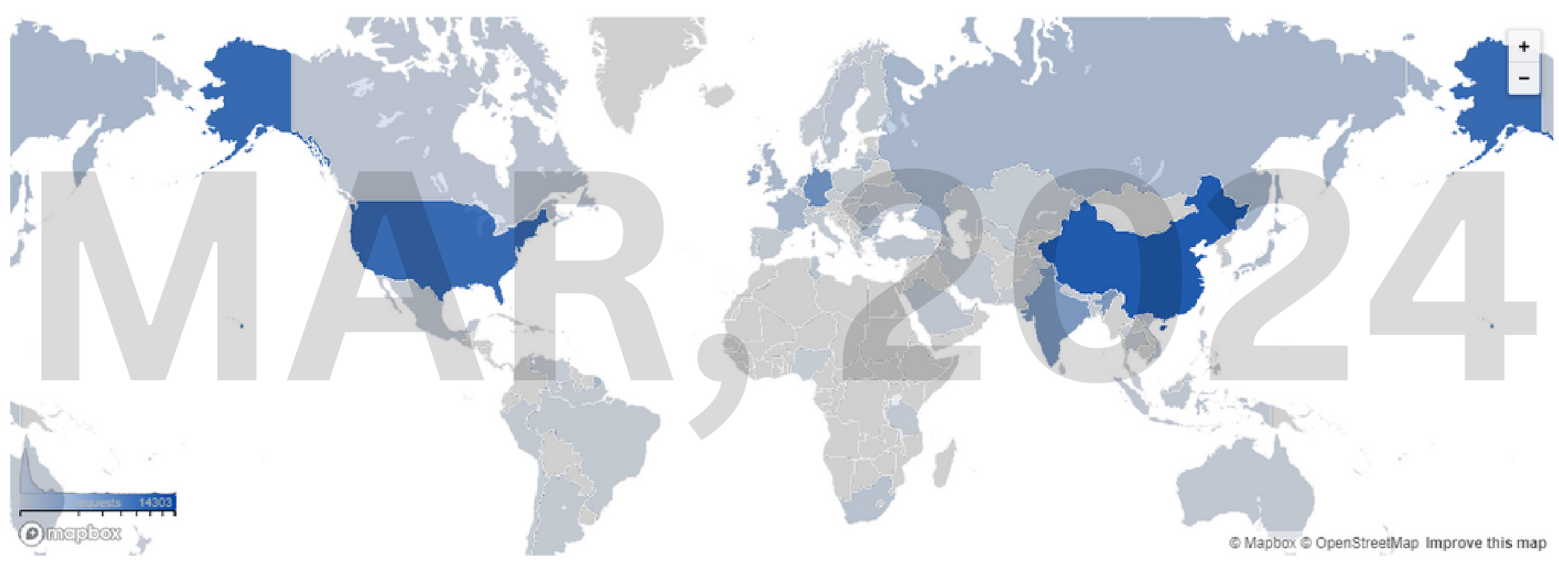
FOR INSTANCE, THE NUMBER OF MITIGATED EVENTS FOR USA IN FEBRUARY WAS AROUND 70, WHEREAS IN MARCH IT WENT DOWN TO AROUND 20.

IT IS IMPORTANT TO NOTE THAT THE DATA PROVIDED ONLY SHOWS THE NUMBER OF MITIGATED EVENTS FOR FOUR COUNTRIES (CHINA, POLAND, USA) IN FEBRUARY AND THREE COUNTRIES (GERMANY, SINGAPORE, USA) IN MARCH. WITHOUT DATA FOR ALL THE COUNTRIES IN BOTH MONTHS, IT IS IMPOSSIBLE TO DRAW A DEFINITIVE CONCLUSION ABOUT OVERALL SECURITY FIREWALL MITIGATED EVENTS.



▲ (21%) traffic since February

Web Traffic Requests by Country*



*DATA PROVIDED BY CLOUDFLARE.COM

You means a lot
for us! That's why
we share data,
Which is not
required, or
regulated to be
shared, but we do
for making a
transparency.